

INFORMATION FOR APPLICANTS 2024-25

SECTION 1: Admissions Statistics for 2024-25

1. Number of Applicants

Course	Applicants
History (Single Honours)	801
Ancient and Modern History	111
History and Economics	141
History and English	99
History and Modern Languages	81
History and Politics	396
Total	1629

(Includes 24 candidates who subsequently withdrew their applications.)

2. Breakdown of Applicants

a) Breakdown of Applicants by Domicile:

Home	1244
EU	86
Overseas	299

b) Breakdown of Applicants by Gender

Women	845
Men	746
Prefer Not to Say	24
Use Another Term	14

c) Breakdown of Applicants by Entry Year

Applications for 2025	1603
Applications for 2026 (deferred)	26

d) Breakdown of Applicants by School Type

State	834
Independent	404
EU	83
Overseas	293
Unknown	15
Total	1629

e) Number of Open Applications:

There were 340 open applications for History and its associated Joint Schools in 2024.

3. Applicants Shortlisted for Interview

a) Number of Applicants Shortlisted for interview

History (Single Honours)	650
Ancient and Modern History	71
History and Economics	62
History and English	66
History and Modern Languages	63
History and Politics	183
Total	1095

b) Shortlisted Applicants by School Type

School Type	Applicants	Shortlisted
State Schools	833	579
Independent	405	330
EU	83	32
Overseas	293	146
Unknown	15	8
Total	1629	1095

4. Number of Applicants Offered Places

a) Offers of Places by Course

Course	Total Number of Offers	Offers in a course other than applied for	Final number of Offers per course	Success rate by final course	Success rate by course applied for
History (Single Honours)	227	(25)	252	28.3%	31.5%
Ancient and Modern History	33	2	31	29.7%	27.9%
History and Economics	25	7	18	17.7%	12.8%
History and English	14	4	10	14.1%	10.1%
History and Modern Languages	22	3	19	27.2%	23.5%
History and Politics	66	10	56	16.7%	14.1%
TOTAL	387	26	386	23.8%	23.7%

In main school History, of a total of 252 offers, 25 were made to candidates who had applied for a joint school course (2 from AMH, 7 from HECO, 3 from HENG, 3 from HML and 10 from HPOL). In addition, 1 applicant for HENG was offered places in English rather than single honours History.

3 applicants (1 History, 2 HPOL) received a deferred offer, to start their course in 2026.

b) Offers of places by School Type

School Type	Applicants	Shortlisted	Offers
State Schools	833	579	231
Independent	405	330	109
EU	83	32	11
Overseas	293	146	34
Unknown	15	8	1
Total	1629	1095	386

SECTION 2: Admissions Processes

1. Procedure for Shortlisting

a) Selection Criteria

Candidates were assessed against criteria published on the History website here: <https://www.history.ox.ac.uk/qualifications-and-entry-requirements>

b) Selection Process

Shortlisting: Candidates were shortlisted if their pre-shortlisting score was above the cut-off point determined by the Admissions Coordinator at a level to ensure that the University's preferred interview to place ratio (2.5:1) was not exceeded. Colleges were able to shortlist candidates whose score was below the cut-off level if they considered there were strong grounds for retaining particular candidates on the basis of contextual data pertaining to school and/or socio-economic background and/or school performance data and/or other relevant information from the UCAS forms. Such candidates could not be reallocated to another college. In addition this year candidates who had experienced severe disruption to their History Admissions Test or had been prevented from taking the HAT because of such disruption, and whose Special Considerations forms had been accepted and graded appropriately, were shortlisted.

In the case of HPOL and AMH, joint school candidates were recommended for shortlisting if they were above the cut-off for the pre-shortlisting score. In the case of HENG, the English written work was marked centrally and marks included in the shortlisting algorithm. In the case of HECO, the TSA score was similarly included in the shortlisting algorithm. Joint school candidates could become candidates for English (HENG) or Modern Languages (HML), in each case with the agreement of the tutors from the other parent school.

College tutors could also make a case not to shortlist candidates whose scores were above the shortlisting score, on specific grounds (for example, they were not predicted grades that meet the minimum conditional offer).

Reallocation: In order to achieve the prescribed ratio of interviewees to places some candidates were reallocated prior to interview, from over-subscribed to under-subscribed colleges.

c) Weighting of Scores

Candidates were given scores and ranks at two stages in the application process: at the shortlisting stage and after the interviews at the first college.

The weightings of the different components used in Admissions 2024 to score the applicants at each stage are outlined below:

History (Single Honours)

Application Stage	Contextualised GCSE score	HAT score	History Written Work	History Interview
Shortlisting	50%	50%		
Post-Interview	30%	30%	10%	30%

Ancient and Modern History

Application Stage	Contextualised GCSE score	HAT	History Written Work	History Interview	Classics Interview
Shortlisting	50%	50%			
Post-Interview	30%	30%	10%	15%	15%

History and Economics

Application Stage	Contextualised GCSE score	HAT	TSA	History Written Work	History Interview	Economics Interview
Shortlisting	33.3%	33.3%	33.3%			
Post-Interview	20%	20%	20%	10%	15%	15%

History and English

Application Stage	Contextualised GCSE score	HAT	English Written Work	History Written Work	History Interview	English Interview
Shortlisting	40%	40%	20%			
Post-Interview	20%	20%	10%	10%	20%	20%

History and Modern Languages

Application Stage	Contextualised GCSE score	HAT	MLAT	History Written Work	History Interview	English Interview
Shortlisting	33.3%	33.3%	33.3%			
Post-Interview	N/A	N/A	N/A	N/A	N/A	N/A

*HML candidates have extra colleges added at the start of admissions (according to the availability of language tutors); decisions on places and additional interviews are entered by Modern Languages using their Guide Score.

History and Politics

Application Stage	Contextualised GCSE score	HAT	History Written Work	History Interview	Politics Interview
Shortlisting	50%	50%			
Post-Interview	30%	30%	10%	15%	15%

Although the scores, individually and combined, provided a helpful framework for assessing candidates, tutors also took into account the individual circumstances and potential abilities of each candidate.

d) Statistics on Shortlisted Applicants

GCSEs

	All Applicants	Shortlisted Applicants	Placed Applicants
Average no of 9/8/A* GCSEs	6.93	7.87	8.66

Contextualized GCSE and HAT information was used in the 2024 Admissions cycle. For further information about the use of contextual data, see the University's [webpage](#).

History Written Work

	Shortlisted Applicants	Placed Applicants
Average History Written Work Score (out of a possible 10 points)	6.54	7.00

N.B. History Written work was marked after the shortlisting stage.

Interviews

	Shortlisted Applicants	Placed Applicants
Average History Interview Score (out of a possible 10 points)	6.44	7.81

Applicants with non-GCSE and non-A Level qualifications

There were **419** applicants for History and its associated Joint Schools with pre-16 qualifications other than GCSEs. Of these applicants, **165** were shortlisted and **33** were placed (a 7.9% success rate).

There were **497** applicants taking post-16 qualifications other than A Levels (this includes 25 candidates taking a mixture of A-levels and other qualifications). Of these applicants, **237** were shortlisted and **63** were placed (a 12.7% success rate).

Opportunity Oxford

Opportunity Oxford offers were made to candidates who met particular criteria in relation to socio-economic and educational disadvantage. Out of the total offers made, 357 were standard offers – i.e. three As at A Level or an equivalent - while 29 were Opportunity Oxford offers – i.e. three As at A level or an equivalent plus attendance on a short specially designed programme of skills acquisition and learning prior to starting their degree.

2. Interviews

a) The Interview Process

Applicants shortlisted for interview were informed by colleges on or before 28 November. It was agreed that in Admissions 2024 interviews would be conducted remotely via Teams. Each candidate for the main school would be interviewed for 30 minutes; this could be split into two interviews of 15 minutes each. Candidates for joint schools were generally interviewed once by History tutors and once by tutors from the other parent school, fifteen minutes each. First Interviews took place from Monday 9 to Thursday 12 December. Decisions following first interviews were entered by 4 pm on Thursday 12 December. A manual reallocation of high-scoring candidates who had not been offered a place to colleges who had not filled all their places followed, and second interviews for such candidates were conducted from Monday 16 to Thursday 19 December, with final decisions entered on Friday 20 December. Meetings to agree places in the Open Offer and Opportunity Oxford schemes were held on Friday 20 December.

b) First and Second interviews

	Number 1st interviews	Number 2nd interviews	% 2nd interviews	Number 3rd interviews	No of P at 2nd Int. College	No of P at 3rd Int. College	Succes Rate at 2nd interview	Success Rate at 3rd interview
Total	1095	144	13.2%	0	35	0	24.3%	0%

c) Interview scoring criteria

A general aim of the interview is to establish a sense of the candidate’s potential for effective learning in a tutorial-based system. Within this general aim, interviews are particularly intended to inform selectors about the following abilities of candidates:

- Clarity of thought and expression
- Analytical ability
- Flexibility
- Enthusiasm and commitment
- Historical imagination

- Use of appropriate historical knowledge: candidates must demonstrate that they have understood well what they have studied (and specifically that they know about the topics explored in their written work); and demonstrate their ability to deploy historical evidence in support of an interpretation.

Interviews are designed to allow selectors to measure candidates against these criteria.

SECTION 3: Feedback on Pre-Interview Admissions Tests

1. Test Results

HAT results will be available a few days after Decision Day (Tuesday 14 January).

2. Access to Test Results

You will be able to view your HAT results in the test registration system, on, or as soon as possible after, 15th January and will be notified by email when this information is available. Please do not contact the college or History Faculty but wait for your email.

3. Average Performance of Applicants in the HAT

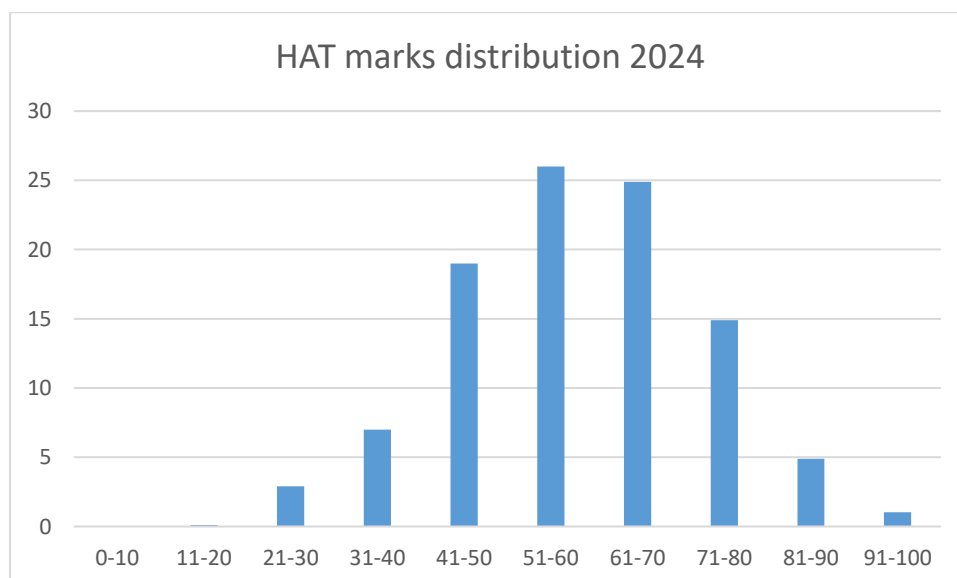
Average HAT scores were as follows:

	All Applicants	Shortlisted Applicants	Placed Applicants
Average HAT score	59.2	64.6	69.2

N.B. 174 applicants did not sit the HAT.

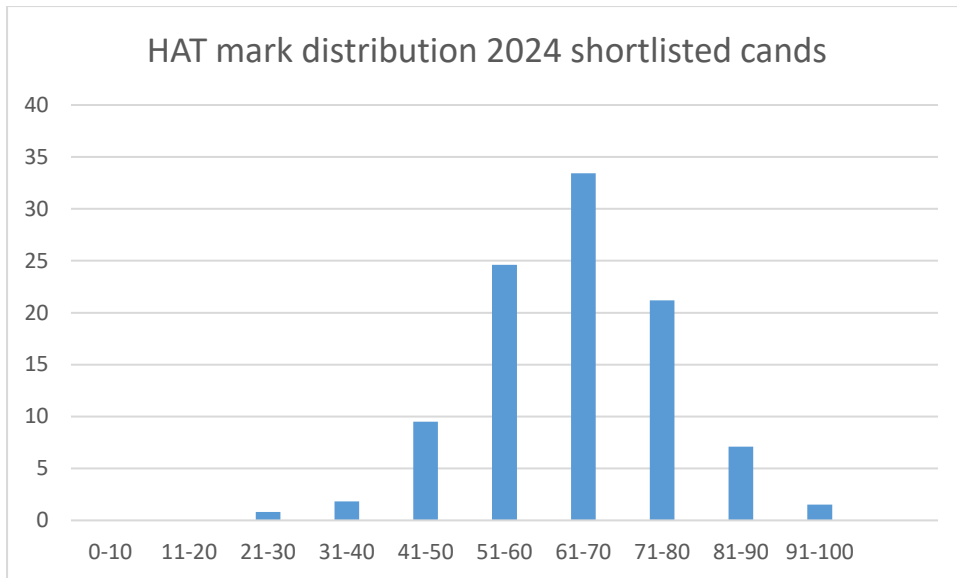
4. Distribution Charts of performance in the HAT

a) All applicants in 2024:



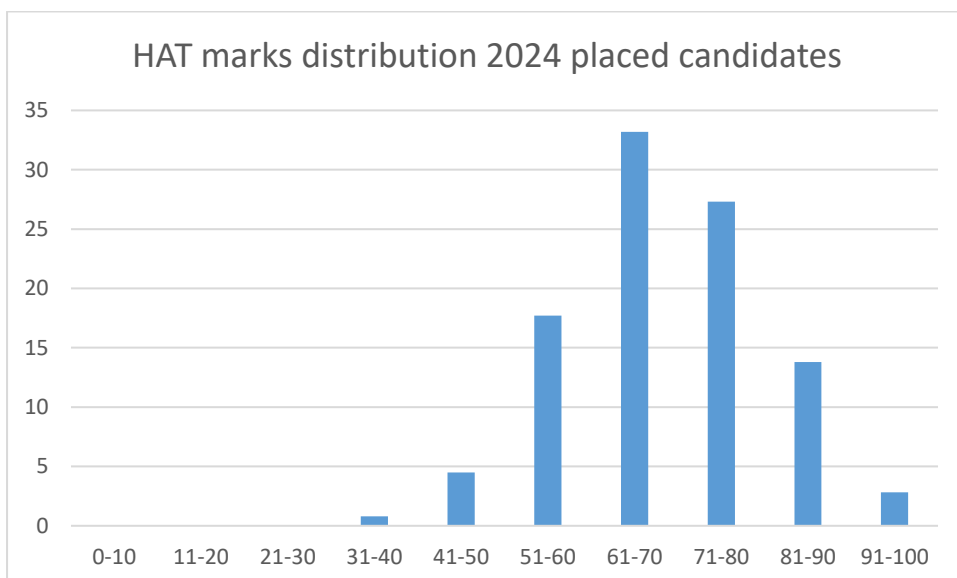
174 applicants did not sit the HAT.

b) Shortlisted applicants



99 candidates who did not sit the HAT were also shortlisted.

c) Applicants with offers:



31 candidates who did not sit the HAT were also offered places.